

Word Families

Read & Practice Word Family Cards

•37 Large Ready-to-Read Word Family Cards • Teacher Resource Book
Practice reading more than 550 words
based on the 37 most common phonograms!

*Written & Developed by
Barbara Gruber, M.A., former teacher,
M.A. Education with a specialty
in Teaching Reading*



Word Families

Read & Practice Word Family Cards

37 Large Ready-to-Read Word Family Cards Teacher Resource Book

***Written & Developed by
Barbara Gruber, M.A., former teacher,
M.A. Education with a specialty
in Teaching Reading***

Barbara is the author of over one hundred books and academic materials used by teachers and students everywhere. All Barbara's ideas are 100% practical, classroom tested and educationally sound. Teachers know they can count on Barbara Gruber for ideas that help children learn.

Table of Contents

Challenge Your Class with Word Family Cards	3
Class Record - Word Family Cards	4
Student Record - Word Family Cards	5
Letter to Parents (reproducible)	6
Word Family Cards Award Certificate (reproducible)	7
Activities for Working with Word Families	8 - 16
A Handful of Words (reproducible)	11
People Pattern (reproducible)	14
A Houseful of Word Family Words (reproducible)	14
Forms for Word Lists (reproducible)	16
Word Family Word Cards	17 - 53

NOTICE: The teacher may reproduce copies of materials in this book for his or her own classroom use only. The reproduction of any part of these materials for any other person or organization, including but not limited to an entire school or school system, is strictly prohibited. Except as stated above, no part of this publication may be reproduced or transmitted by any means, electronic or mechanical, without prior written authorization from the publisher. For permission information or questions, please contact us by e-mail: [rights@ TeachNow.com](mailto:rights@TeachNow.com). For all other information, please visit our web site: www.TeachNow.com.

TN-3525 *Word Families - Read & Practice Word Family Cards*
All rights reserved.
Copyright © 2001 TeachNow.com
1631 E. 18th St. #200
Santa Ana, CA 92705

Teacher Resource Guide

Word Family Cards - Read & Practice

Word Family Cards & Teacher Resource Book

Dear Teachers,


Word Family Cards - Read & Practice make learning the basics fun! Reading research proves there are thirty-seven essential rimes (phonograms) children must learn. These common spelling patterns allow children to read and spell over five hundred words. Skilled readers decode words quickly. Rereading word family words helps children gain confidence and read fluently.

Word Family Cards - Read & Practice focus exclusively on these thirty-seven essential word families fluent readers must learn. This educationally-sound approach is a fun way for children to read and learn so many words.

Set the stage for reading success in your classroom with Word Family Cards - Read & Practice.

Barbara Gruber



-ack	-ail	-ain	-ake	-ale	-ame	-an	-ank	-ap
-ash	-at	-ate	-aw	-ay	-eat	-ell	-est	-ice
-ick	-ide	-ight	-ill	-in	-ine	-ing	-ink	-ip
-it	-ock	-oke	-op	-ore	-ot	-uck	-ug	-ump -unk



Challenge Your Class with Word Family Cards


Learning the basics is fun with Word Family Cards. Children are challenged to read all thirty-seven word family cards fluently. When children succeed in reading all thirty-seven cards, they receive award certificates to celebrate their success. There is a reproducible award certificate on page 7. It just takes a few minutes to get this activity up and running in your classroom.

Place the Word Family Cards from this book in a box. You can staple or paste the cards inside file folders and place them in a box.



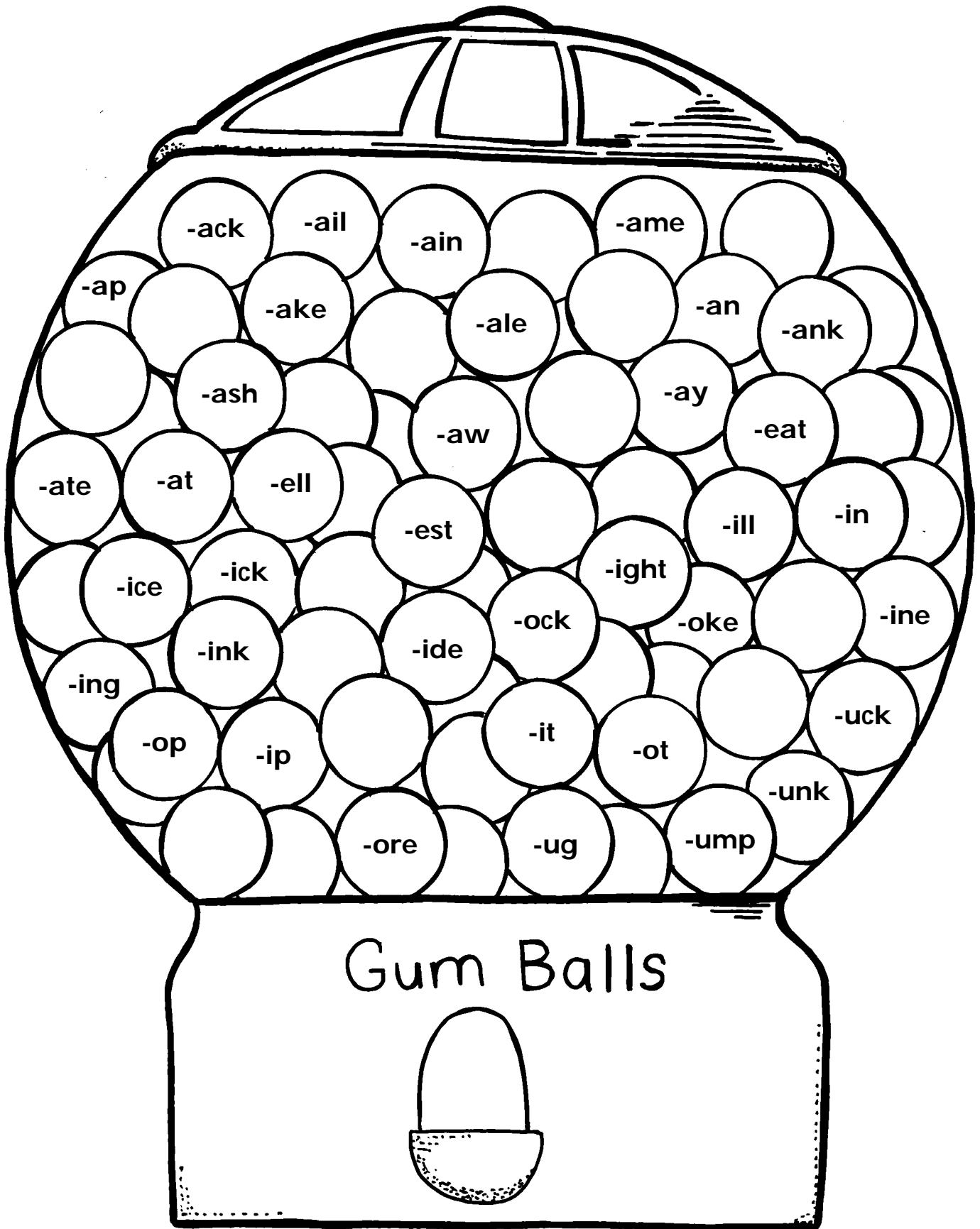
It's easy to record childrens' progress on the reproducible class record sheet on page 4. Children love to record their progress when they succeed in reading cards fluently. Reproduce the individual record keeping form on page 5 for each child. Since classrooms are such busy places, it's a good idea to store the record cards and the Word Family Cards in one spot as shown on page 2. Inform families about this high-interest reading activity with the reproducible letter on page 6.

Model for your students how they must read a card in order to be checked off on that word family. Read a card aloud to demonstrate how children must read words smoothly and without errors. Encourage children to practice reading and rereading cards to make sure they are ready before reading cards to the teacher. When a child reads a card successfully, check him off for that word family on the class record. Children can keep track of their progress on their individual records. Eventually, they will be checked off on all thirty-seven Word Family Cards and will receive award certificates.



Name _____

Word Family Cards I Can Read!



Reproducible

News from Our Classroom

Hello!

We've just started a new reading activity called Word Family Cards. There are thirty-seven word cards. Each card has words from a different word family. Children have to practice reading the word cards at school. When they are ready to read the words without errors, they read to the teacher. If they read the words successfully, they are checked off on that word family. When children read these Word Family Cards they are reading over five hundred words! Reading word families helps children to read and spell successfully.

We're doing a lot of reading at school. We hope your family is doing a lot of reading at home. The more children read, the better readers they become.

Don't worry if your child wants to read easy books, or reread favorite books. Reading easy materials and rereading helps children gain confidence. It also helps them read quickly and smoothly.

-ack

back	flack
hack	knack
lack	quack
pack	shack
rack	slack
sack	smack
tack	snack
black	stack
clack	track
crack	whack

Copyright © Practice & LearnRight Publications PLR3011

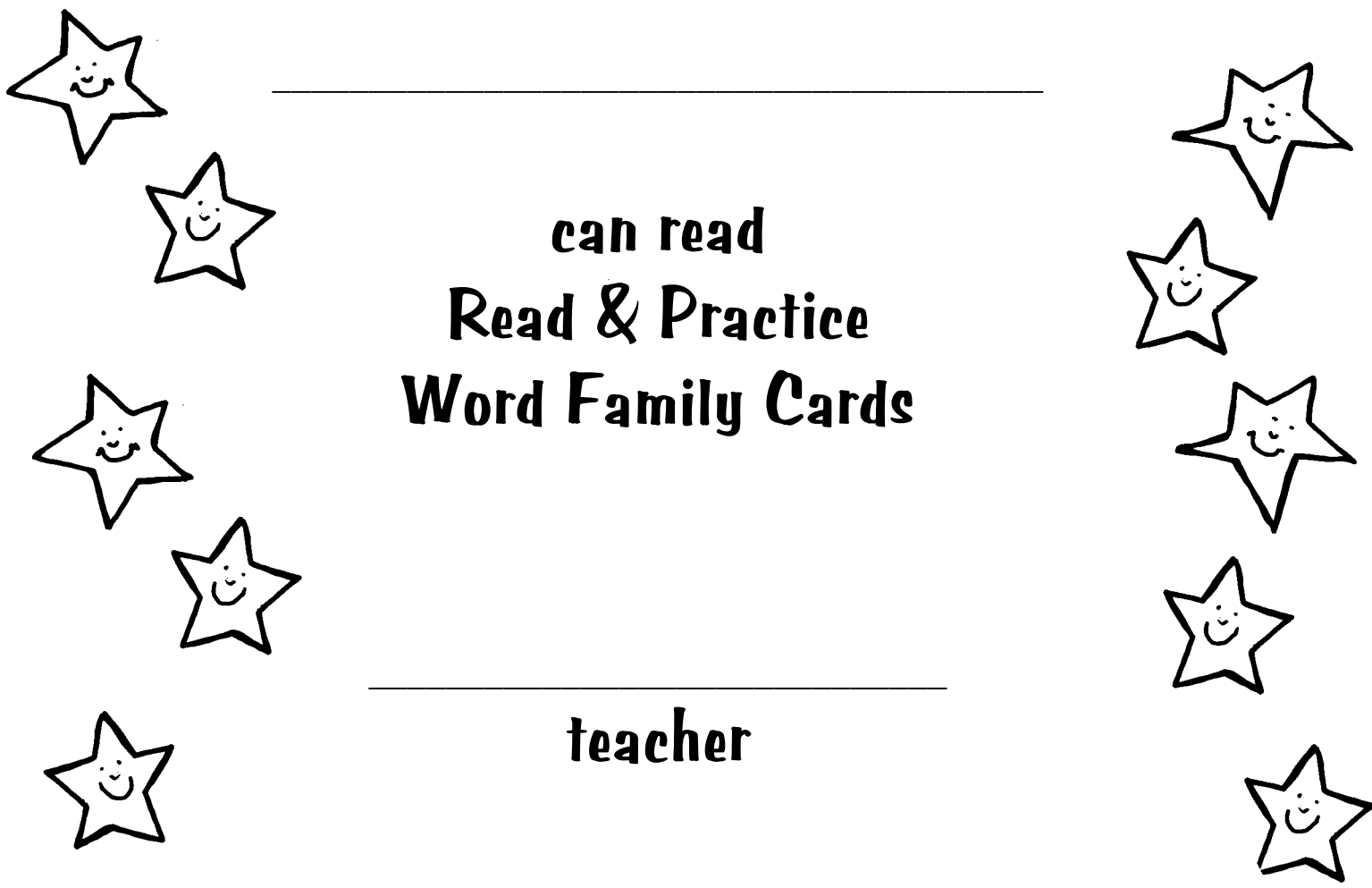

When children can read on their own, they still enjoy and benefit from being read to. Get in the happy habit of reading a story or a book chapter to your child every day. Visit the library together and give books as gifts to your child. When home and school work together every-one benefits.

Teacher

Reproducible



Award Certificate



can read
Read & Practice
Word Family Cards



teacher



date



Word Family Reading Award

Reproducible

Activities for Working with Word Families

You can create over five hundred words using thirty-seven common phonograms. The word rime can be confused with rhyme; therefore, you might want to use the term “spelling patterns” or “letter patterns” in the classroom. Skilled readers recognize spelling patterns and read words quickly and automatically.

How to help children become fluent readers:

- * Provide frequent opportunities to practice reading and rereading Word Family Cards - Read & Practice.
- * Encourage children to read material that is easy to read.
- * Tell the class you enjoy reading easy poems and stories.
- * Share your enthusiasm for rereading - reread stories and poems to your class.
- * Tell children to reread their favorite stories and poems.
- * Encourage children to read series of books.
- * Read a chart story or poem aloud, then have children read it silently.
- * Read a chart story or poem aloud, then have the class reread it aloud together. Then, read it one more time together.
- * Encourage children to read series of books so they become familiar with the characters, settings, and author’s style.
- * Read books aloud to the class before adding them to the class library.



Teacher Resource Guide


Children always love activities that have to do with classmates' names. How many children in your class have names that include the common phonograms? Figure this out with your class. Write the names on the chalkboard.

-ack

Jack Zack

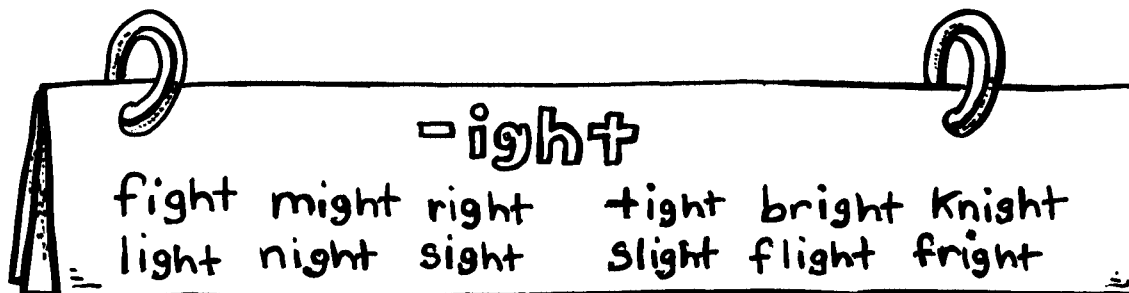
This activity requires listening and thinking skills. Children must listen carefully when they take a "mental spelling test." Have children number their papers from one to ten. Say, "Word #1, think of the word gate. Take away the g and put sk at the beginning. Write the word." Continue to do this with a list of words. Then check papers together.

Write rimes on thirty-seven craft sticks and place in a can. Write numbers from one to ten on ten craft sticks and place in another can. Draw a stick from each can. If you drew these craft sticks from the cans, children would write seven words in the -ight word family.



Continue by drawing another stick from each can. Place the cans at a Working with Words Work Station in your classroom. Children love to do this activity independently.


Write word families on sentence strips and fasten on rings! Place at a reading or word skills center in your classroom.




What fun to play a circle game with a beanbag and practice word family words at the same time! Have everyone stand in a circle. Say a word family word and toss a beanbag to a child. The child with the beanbag must say another word in the word family. Then, say another word family word (from the same or a different word family). The child with the beanbag tosses it to a classmate who must say a word in that word family.



Write a word family word on the chalkboard. Say a sentence with a missing word. Substitute the word "doodlebug" for the missing word. The class has to figure out the missing word. The missing word should be a word that is in the same word family as the word you wrote on the chalkboard.




Give each child a copy of the reproducible "Handful of Words" on page 11. Tell the class which rime to write on the wristband on the worksheet. Then, give children an opportunity to write all the words they can think of in that word family. Then, have children share words aloud so children can add words to their papers. Eventually everyone will have all the word family words on the "Handful of Words" worksheet.



Name _____

A Handful of Words



Reproducible

Teacher Resource Guide

Everyone likes a treasure hunt! This treasure hunt is for word family words. Choose a word family. Write the words on cards, stick-on notes*, or shapes that go with the month or season, and 'hide' them around the classroom. Tell the class how many words are hidden and show them what the cards look like. When children spot them they bring the word cards to you! Children who find the words get to go out the door first at recess time. Use tape to stick words on the wall, tuck word cards under objects leaving just a tiny part showing.

*You can make almost any note into a stick-on note. The special glue used on stick-on notes is now available in stores. Put it on any paper to make an instant stick-on note.



Word family words are naturals for poetry writing because they rhyme. Write a few poems together with your class. Then have pairs of students work together to create some word family poems.

Rain, rain go away,
Come again another day,
Little children want to play.

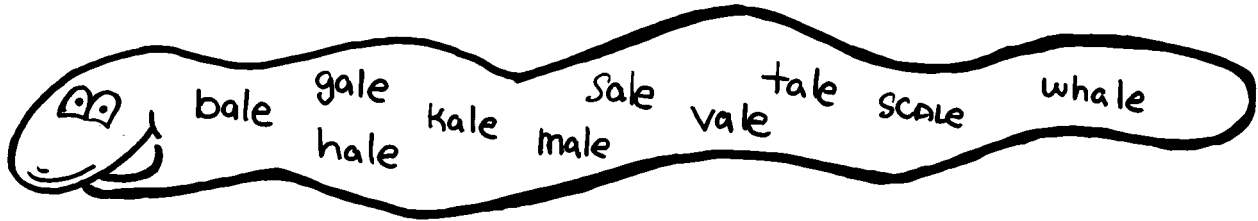


Read aloud poems, jump rope rhymes and nursery rhymes. Tell children to raise their hands when they hear rhyming words. Jot the words on the chalkboard and have the class identify which words are word family words.


Teacher Resource Guide

There are thirty-seven word families for children to learn. It's fun to have a variety of word family practice activities. Try these activities in your classroom!


Wiggly Word Family Worms are a fun way to practice word family words. Use colorful bulletin board paper or strips of adding machine paper to make wiggly worms.



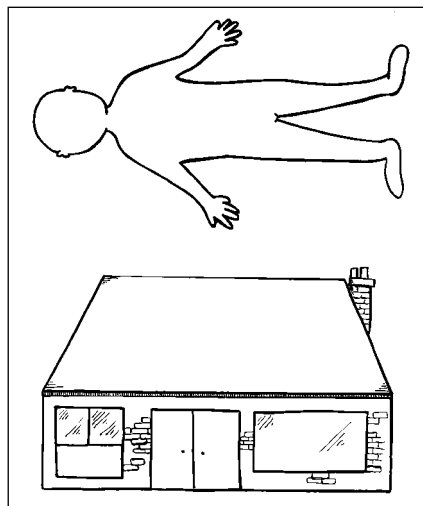
Paper chains of word family words are entertaining and educational. Children write words on strips of paper. Staple or paste the strips into chains of word family words!



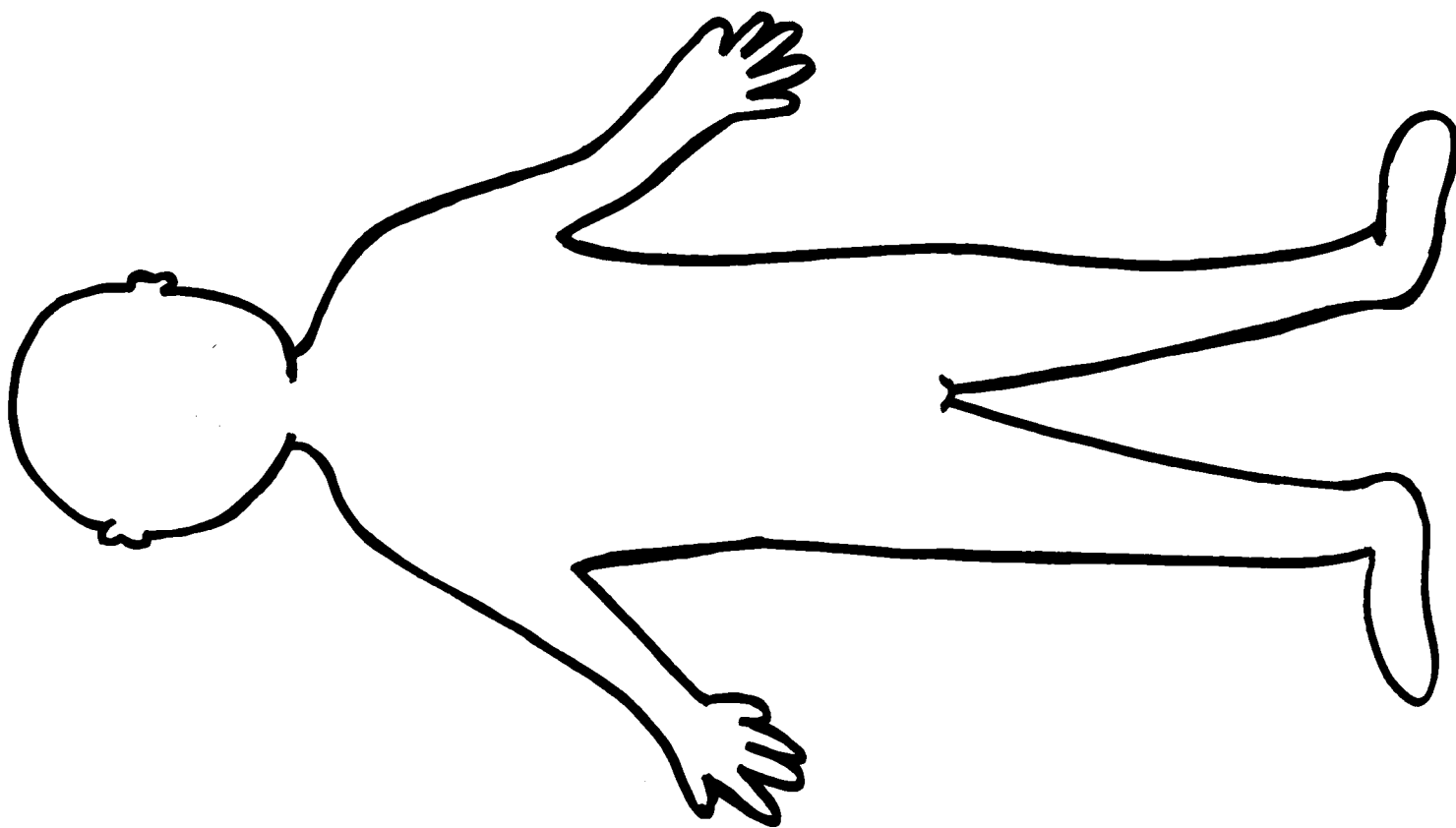
Trace the people pattern on page 14 to make a template. Cut out "people" from colorful construction paper and use a strip of adding machine tape for the words.




Have children write word family words on a Word Family House. Use the reproducible on page 14.



People Pattern




A Houseful of Word Family Words



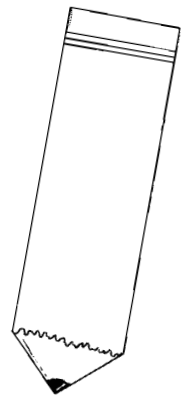
Reproducible

Teacher Resource Guide

Get the kids moving with this fun, whole class activity. Select a word family for this activity that gets everyone thinking and moving. Have everyone stand in a circle or stand beside their desks. If you are using the **-at** family, begin by saying a word in that word family. Then, have the whole class clap three times in unison. Point at a student and have her say a different word in that word family. Then have everyone slap their thighs three times in unison. Point at another student who will say another word. Then clap three times. Continue to have someone provide a word family word, clap three times, another word, then slap three times. Children love this high-energy, fast thinking word family game.




It's a sure thing that practice makes perfect. Use the reproducible forms on page 16 to provide practice for your class. Write words on the lists before reproducing them for instant practice. Or, run them off and have children write the word family words. These lists come in handy as take-home word lists for word family practice.

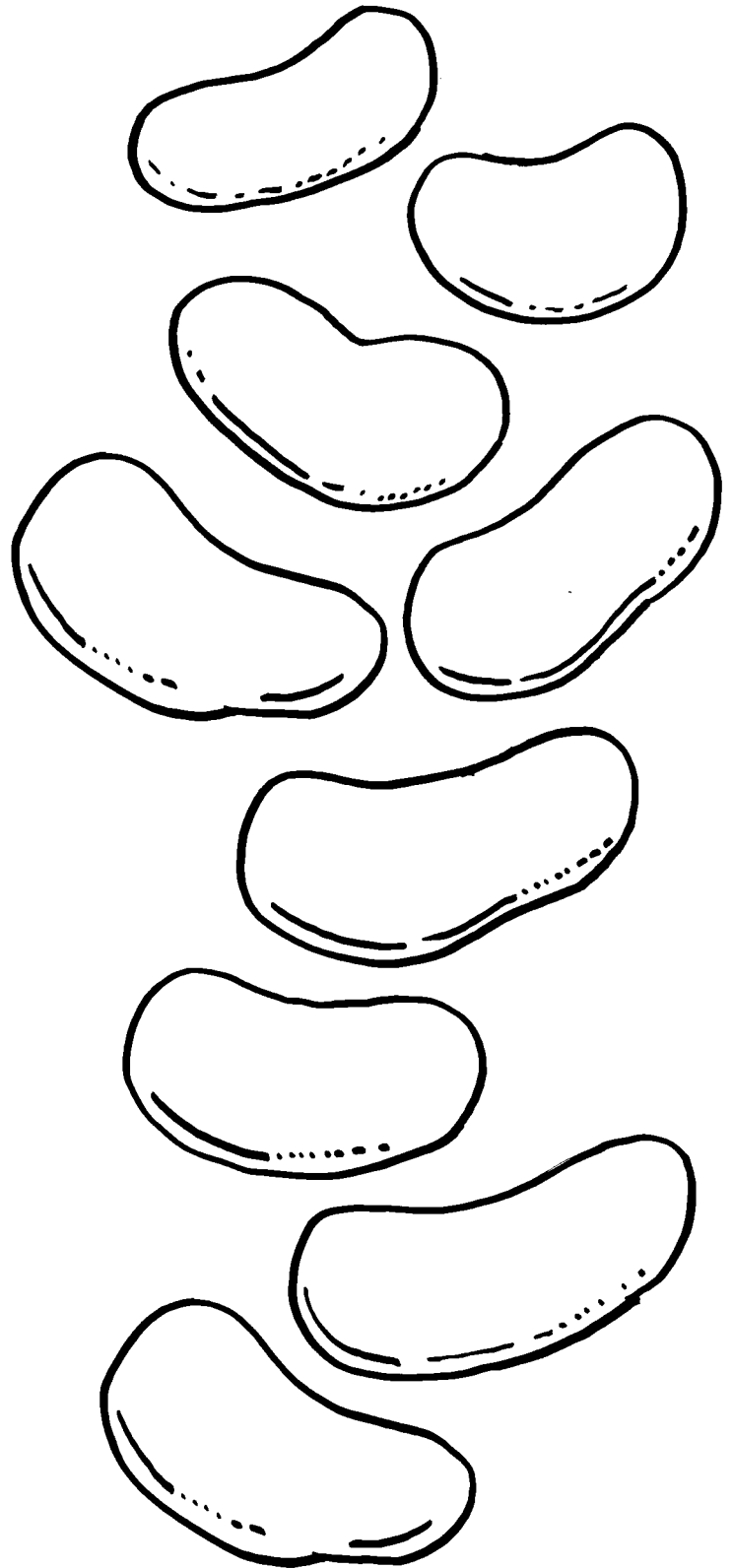


Name _____

Name _____



Jelly Bean Words



-ack

back

hack

lack

pack

rack

sack

tack

black

clack

crack

flack

knack

quack

shack

slack

smack

snack

stack

track

whack

-ail

bail

sail

fail

tail

hail

flail

jail

frail

mail

quail

nail

snail

pail

trail

rail

-ain

gain

lain

main

pain

rain

vain

brain

chain

drain

grain

plain

slain

stain

train

-ake

bake

wake

cake

brake

fake

flake

lake

quake

make

shake

rake

snake

sake

stake

take

-ale

bale

gale

hale

kale

male

pale

sale

tale

vale

scale

shale

stale

swale

whale

-ame

came

tame

fame

blame

game

flame

lame

frame

name

shame

same

-an

ban

bran

can

clan

fan

flan

man

plan

pan

scan

ran

span

tan

than

van

-ank

bank

dank

hank

lank

rank

sank

tank

blank

clank

crank

drank

flank

frank

plank

shank

shrank

spank

swank

thank

-ap

cap

gap

lap

map

nap

rap

sap

tap

zap

chap

clap

flap

scrap

slap

snap

strap

trap

wrap

-ash

bash

cash

dash

gash

hash

lash

mash

rash

sash

brash

clash

crash

flash

slash

smash

splash

stash

trash

thrash

-at

bat

vat

cat

brat

fat

chat

hat

flat

mat

scat

pat

slat

rat

spat

sat

splat

tat

that

-ate

date

crate

fate

grate

gate

plate

hate

skate

late

slate

mate

state

rate

-aw

caw

jaw

law

paw

raw

saw

chaw

claw

draw

flaw

slaw

straw

thaw

-ay

bay

day

hay

lay

may

pay

ray

say

way

clay

fray

gray

play

pray

slay

spray

stay

stray

sway

tray

-eat

beat

seat

feat

bleat

heat

cheat

meat

pleat

neat

treat

peat

wheat

-ell

bell

yell

cell

quell

dell

shell

fell

smell

sell

spell

tell

swell

well

-est

best

vest

fest

west

jest

zest

nest

chest

pest

crest

rest

quest

test

wrest

-ice

dice

slice

lice

spice

mice

splice

nice

thrice

rice

twice

vice

-ick

hick

chick

kick

click

lick

flick

nick

prick

pick

quick

sick

slick

tick

stick

wick

thick

brick

trick

-ide

bide

hide

ride

side

tide

wide

bride

chide

glide

pride

slide

snide

stride

-ight

fight

light

might

night

right

sight

tight

blight

bright


flight

fright

knight

plight

slight



bill

dill

fill

gill

hill

kill

mill

pill

sill

till

will

chill

drill

frill

grill

shrill

skill

spill

still

twill

-in

bin

chin

din

grin

fin

shin

kin

skin

pin

spin

sin

thin

tin

twin

win

-ine

dine

fine

line

mine

nine

pine

vine

wine

brine

shine

spine

swine

twine

whine

-ing

ding

king

ring

sing

wing

zing

bring

cling

fling

sling

spring

sting

string

swing

thing

wring

-ink

kink

link

mink

pink

rink

sink

wink

blink

brink

chink

clink

drink

shrink

slink

stink

think

-ip

dip

hip

lip

rip

sip

zip

blip

chip

clip

drip

flip

grip

scrip

ship

skip

slip

snip

strip

trip

whip

-it

bit

fit

hit

kit

lit

nit

pit

sit

wit

flit

grit

knit

quit

skit

slit

snit

spit

split

twit

-ock

cock

chock

dock

clock

hock

crock

lock

flock

mock

frock

pock

knock

rock

shock

sock

smock

block

stock

-oke

joke

poke

woke

broke

choke

smoke

spoke

stoke

-op

bop

cop

hop

lop

mop

pop

sop

top

chop

clop

crop

drop

flop

glop

plop

prop

shop

slop

stop

-ore

bore

wore

core

chore

fore

score

gore

shore

lore

snore

more

spore

pore

store

sore

swore

tore

-ot

cot

tot

dot

blot

got

clot

hot

knot

lot

plot

not

shot

pot

slot

rot

spot

-uck

buck

duck

luck

muck

puck

suck

tuck

chuck

cluck

pluck

shuck

stuck

struck

truck

-ug

bug

dug

hug

lug

mug

pug

rug

tug

chug

drug

plug

shrug

slug

smug

snug

thug

-ump

bump

dump

hump

lump

pump

rump

sump

chump

clump

frump

grump

plump

slump

stump

thump

-unk

bunk

dunk

gunk

hunk

punk

sunk

chunk

clunk

drunk

flunk

plunk

skunk

shrunk

spunk

stunk

trunk